

# Canto dopo il Vangelo

Seconda Domenica di Avvento

Strofa: Giuseppe Liberto  
Ritornello: Domenico Machetta  
(adattamento: Alessandro La Ciacera)

solista

Sta per venire il tempo del Sal - va - to - re,

Musical notation for the first system, featuring a piano accompaniment and a vocal line. The piano part consists of chords and moving lines in both hands. The vocal line is a single melodic line with lyrics.

e i suoi giorni non tar - de - ran - no.

Ecco: il Signore avrà mi-se - ri - cor - dia,

Musical notation for the second system, featuring a piano accompaniment and a vocal line. The piano part consists of chords and moving lines in both hands. The vocal line is a single melodic line with lyrics.

Disperderà le

tenebre con la

su - a

lu

ce.

Musical notation for the third system, featuring a piano accompaniment and a vocal line. The piano part consists of chords and moving lines in both hands. The vocal line is a single melodic line with lyrics.

solista

Vie - ni, o - Si - gno - re,

la ter - ra ti at - ten - de.

Al - le - lu - ia!

\_\_\_\_\_

Musical notation for the fourth system, featuring a piano accompaniment and a vocal line. The piano part consists of chords and moving lines in both hands. The vocal line is a single melodic line with lyrics.

tutti

Vie - ni, o - Si - gno - re,

la ter - ra ti at - ten - de.

Al - le - lu - ia!

\_\_\_\_\_

Musical notation for the fifth system, featuring a piano accompaniment and a vocal line. The piano part consists of chords and moving lines in both hands. The vocal line is a single melodic line with lyrics.

Oppure, il testo della strofa può essere recitato da un solista  
accompagnato da un sottofondo, come ad esempio:

Musical notation for the sixth system, featuring a piano accompaniment. The piano part consists of chords and moving lines in both hands.


# Canto dopo il Vangelo

Seconda Domenica di Avvento

Strofa: Giuseppe Liberto  
Ritornello: Domenico Machetta  
(adattamento: Alessandro La Ciacera)

solista


Sta per venire il tempo del Sal - va - to - re,



Musical notation for the first line of the soloist part, including piano accompaniment. The melody is in G major and 4/4 time. The piano accompaniment features a steady eighth-note bass line and chords in the right hand.

e i suoi giorni non tar - de - ran - no.

Ecco: il Signore avrà mi - se - ri - cor - dia,



Musical notation for the second line of the soloist part, including piano accompaniment. The piano accompaniment continues with the same rhythmic pattern as the first line.

Disperderà le


tenebre con la

su - a

lu

-

ce.



Musical notation for the third line of the soloist part, including piano accompaniment. The piano accompaniment continues with the same rhythmic pattern as the first line.

solista

Vie - ni, o - Si - gno - re,

la ter - ra ti\_at - ten - de.

Al -

le -

lu -

ia!\_



Musical notation for the fourth line of the soloist part, including piano accompaniment. The piano accompaniment continues with the same rhythmic pattern as the first line.

tutti

Vie - ni, o - Si - gno - re,


la ter - ra ti\_at - ten - de.

Al -

le -


lu -

ia!\_



Musical notation for the fifth line of the soloist part, including piano accompaniment. The piano accompaniment continues with the same rhythmic pattern as the first line.

Oppure, il testo della strofa può essere recitato da un solista accompagnato da un sottofondo, come ad esempio:



Musical notation for the accompaniment part, including piano accompaniment. This part provides a harmonic background for the text, consisting of chords and a simple bass line.


# Canto dopo il Vangelo

Seconda Domenica di Avvento

Strofa: Giuseppe Liberto  
Ritornello: Domenico Machetta  
(adattamento: Alessandro La Ciacera)

solista


Sta per venire il tempo del Sal - va - to - re,



The first system of music shows a piano accompaniment in the left hand and a vocal line in the right hand. The piano part consists of chords and moving lines in both hands. The vocal line begins with a melodic phrase corresponding to the lyrics.

e i suoi giorni non tar - de - ran - no.

Ecco: il Signore avrà mi - se - ri - cor - dia,



The second system continues the musical setting. The piano accompaniment provides harmonic support for the vocal line. The lyrics continue across the system.

Disperderà le tenebre con la

su - a lu - - ce.



The third system concludes the musical setting for this section. The piano accompaniment ends with sustained chords, and the vocal line finishes with a final note.

solista


Vie - ni, o - Si - gno - re, la ter - ra ti at - ten - de. Al - le - lu - ia!\_



The fourth system begins with the soloist's entry. The piano accompaniment is sparse, focusing on the harmonic structure of the text.


tutti

Vie - ni, o - Si - gno - re, la ter - ra ti at - ten - de. Al - le - lu - ia!\_



The fifth system shows the tutti group's entry. The piano accompaniment is more active, providing a rhythmic and harmonic foundation for the vocal line.

Oppure, il testo della strofa può essere recitato da un solista  
accompagnato da un sottofondo, come ad esempio:



The sixth system shows a piano accompaniment designed for recitation. It features a steady, rhythmic accompaniment in both hands, suitable for a soloist to recite the text over.